



... Our future

COURSE CATALOG

January - March 2016

*Celebrating our 8th Annual
Claude A. Nabers, DDS, MSD & Blanche Eaton Nabers
Visiting Professorship in Periodontics*

 Continuing
Dental
Education



... our past

DEAN'S PAGE



Dear Colleagues in Dentistry,

In 2008, Dr. Claude L. Nabers of our Class of 1946 and his wife, Blanche Eaton Nabers, created the visiting professorship in periodontics that bears their names. At the time, it was only the second such professorship in our school's long history — the first being the Jack R. Winston, DDS Visiting Professorship in Cosmetic and Restorative Dentistry — and it stands as a lasting tribute to Dr. Nabers and his dedication to his profession.

Because of the Nabers' generosity, UTHealth School of Dentistry annually offers an outstanding continuing education program in periodontics. For 2016, the "Nabers Lecture," as we've come to call it, is scheduled for Friday, Feb. 26 in The Denton A. Cooley, MD and Ralph C. Cooley, DDS University Life Center adjacent to the School of Dentistry.

The program will feature UT Health Science Center at San Antonio School of Dentistry Professor and Periodontics Graduate Program Director Brian Mealey, DDS, MS, presenting, "The Oral-Systemic Connection in Daily Dental Practice: What Are You Telling Your Patients?" Dr. Mealey will discuss how to translate information from medical and dental research into the everyday world of clinical dental and dental hygiene practice.

Given how commonly occurring conditions like diabetes, cardiovascular diseases and pregnancy affect patients' oral health, dental professionals need to keep up with research and best practices — and that's where our continuing dental education course can help. To register or for more information, visit go.uth.edu/CDE.

Through the generosity of Dr. and Mrs. Nabers and others — like the late Dr. Winston — students, faculty, staff and practitioners benefit from lifelong learning opportunities via UTSD. We hope to see you here in February!

Sincerely,

John A. Valenza, DDS


Dean

*William N. Finnegan III Distinguished Teaching
Professor in the Dental Sciences*

The University of Texas School of Dentistry at Houston


CDE Fun Facts!

Did you know ?



Texas State Board of Dental Examiners (TSBDE) accepts up to 6 hours of online CDE credit toward your license!

Stay up-to-date with TSBDE by visiting TSBDE.Texas.gov



Visit our
website to
view our
online course
offerings!

go.uth.edu/CDE

CDE COURSE OFFERINGS:

TABLE OF CONTENTS

JANUARY

Friday, Jan. 15
**Embezzlement:
For Your Eyes (and Ears) Only**
PAGE 6

Friday, Jan. 15
**The Pediatric and Special Needs Patient
Protective Stabilization**
PAGE 8

FEBRUARY

Friday, Feb. 5
**Basic Principles for Approaching Trauma in
the Primary and Permanent Dentitions**
PAGE 10

Friday - Saturday, Feb. 5 & 6
**Integrating Lasers into Your Everyday Clinical
Practice: A Standard Proficiency Certification
for Dentists, Dental Hygienists
& Laser Safety Officers**
PAGE 12

Friday, Feb. 12
**Managing Risks in Today's Dental Practice:
Legally Analyzing Clinical Dentistry**
PAGE 14

Friday, Feb. 19
**Embrace the Technology and Master the
Technique**
PAGE 16

FEBRUARY CONT.

Friday, Feb. 26
**The Oral-Systemic Connection in Daily Dental
Practice: What Are You Telling Your Patients?**
PAGE 18

MARCH

Friday, March 11
**All You Wanted to Know About Diagnosis and
Treatment-Planning in Endodontics, but Were
Afraid to Ask**
PAGE 20

Saturday, March 12
**Learn Basic Bone-Grafting and Implant
Techniques in a Single Day**
PAGE 22

Friday - Saturday, March 18 & 19
**Implant Dentistry: A Journey from Basic to
Advanced Concepts and Techniques**
PAGE 24

Saturday, March 19
Dental Spanish for the Office
PAGE 26

O

N

L

I

N

E

CDE COURSES

Predictable Local Anesthesia

Presented by:
Arthur H. Jeske, DMD, PhD



AdibiRays - Radiolucent Lesions

Presented by:
Shawn S. Adibi, DDS, MEd

AdibiRays - Radiopaque Lesions

Presented by:
Shawn S. Adibi, DDS, MEd



Register Today!

go.uth.edu/CDE

713.486.4028

JANUARY 15

FRIDAY

GENERAL INFORMATION:

Location:

The Denton A. Cooley, MD
& Ralph C. Cooley, DDS
University Life Center
7440 Cambridge St.
Houston, TX 77054

Date:

Friday, Jan. 15, 2016

Time:

8:00 a.m. to 8:30 a.m.
Check-in and Breakfast

8:30 a.m. to 12:30 p.m.
Presentation

Credit Hours:

4 Lecture

AGD Code:

550 Practice Management
(Non-scientific/
Non-technical)

Course #: 2016010

Paid Early-Bird

Registration:

\$110 - Dentist until
Dec. 18, 2015

Paid Registration:

\$145- Dentist after
Dec. 18, 2015

Continental Breakfast
Provided

Embezzlement: For Your Eyes (and Ears) Only

Presented by: Susan Gunn

Course Description:

Do you have the gut feeling that all is not safe and secure in your practice? Is your hard-earned money walking out the door – without you? You're a smart person, but can you be deceived? This unique course explores practice vulnerabilities that may encourage dishonesty in the people you trust most.

In an interactive environment, attendees study hair-raising (and eye-opening) facts revealed in a nationwide embezzlement survey, gaining insight into your own potential problem areas. Through this hands-on, lab-type "round table" experience, participants will evaluate embezzlement case studies to see practice flaws that enable embezzlement. This half-day course with limited attendance received rave reviews at the 2007 Texas Meeting.

Learn easy ways to weave accountability "threads" throughout your systems and procedures, and how to implement practical safeguards to avoid becoming a victim of financial dishonesty or deceit.

One recent attendee implemented suggested safeguards only to discover he had been embezzled.

Quick-and-Easy Registration 713-486-4028 | go.uth.edu/CDE

Course Objectives:

Upon completion of the course, you will understand:

- Systems and procedures to protect against embezzlement
- The cost of embezzlement
- Who has control of the practice.

About the Presenter:



Susan Gunn has a BA in psychology and is a member of the National Speaker's Association, Academy of Dental Management Consultants, the Sleeter Group's Consultant Network and the Association of Certified Fraud Examiners. She has more than 18 years of business automation and computer financial software experience. She has had a ProAdvisor certification for QuickBooks since Intuit established the program, Advanced QuickBooks ProAdvisor, and she has written 24 books geared toward professional practices sold internationally. In 2011, Arlington Mayor Bob Cluck appointed her to the Arlington Convention and Visitors Bureau Board of Directors. She also currently serves on the Arlington Arts and Tourism Council and is a proud season supporter of the Texas Rangers baseball team. Ms. Gunn is a certified fraud examiner, which enables her to investigate, interview and provide complete reports for prosecution and civil suit purposes toward embezzlement.

"[This is] immediately applicable material." - Robert L. Mitchell III, DDS, Austin, TX

JANUARY 15

FRIDAY

GENERAL INFORMATION:

Location:

The University of Texas
School of Dentistry
Garza Classroom
(Room 4340)
7500 Cambridge St.
Houston, TX 77054

Date:

Friday, Jan. 15, 2016

Time:

7:30 a.m. to 8:00 a.m.
Check-in and Breakfast

8:00 a.m. to 5:00 p.m.
Presentation

Credit Hours:

7 Lecture
1 Participation

AGD Code:

433 Behavior Management

Course #: 2016015

Paid Early-Bird Registration:

\$285- Dentist & one allied
dental staff member until
Dec. 18, 2015
*(Staff information must be
provided at time of registration.)*

\$145- Additional staff
member until Dec. 18, 2015

Paid Registration:

\$320- Dentist & one allied
dental staff member after
Dec. 18, 2015
*(Staff information must be
provided at time of registration.)*

\$167- Additional staff
member after Dec. 18, 2015

Continental Breakfast
& Lunch Provided

The Pediatric and Special Needs Patient Protective Stabilization

Presented by: Gary R. Badger, DDS, MS

Course Description:

This course is designed to meet the Texas State Board of Dental Examiners (TSBDE) **RULE §108.14 Pediatric and Special Needs Case Management; Protective Stabilization**. We will discuss the indications, contraindications and techniques for applying protective stabilization. Traditional behavior-management techniques to be considered prior to use of protective stabilization will also be examined. The course will provide video vignettes that show patients in treatment and will allow for discussion of observations. Participants will also get hands-on experience with application procedures.

*“Clear, legal guidelines for the
new ruling [presented by a] witty,
funny professor!”*

— Miriam Elkadiri, DDS, Houston, TX

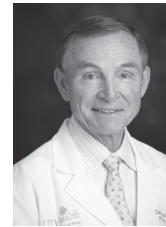
Quick-and-Easy Registration 713-486-4028 | go.uth.edu/CDE

Course Objectives:

Upon completion of the course, you will be able to:

- Discuss the extent of TSBDE RULE §108.14
- Identify traditional behavior management techniques
- Summarize the evaluation process for determining proper use, its risks, benefits and consent
- Apply protective stabilization when applicable
- Know when to refer for care.

About the Presenter:



Gary R. Badger, DDS, MS, is Chair of the Department of Pediatric Dentistry at The University of Texas School of Dentistry at Houston and directs the school's Pediatric Dentistry Residency Program. A retired U.S. Army colonel, he is certified by the American Board of Pediatric Dentistry and has served as a consultant to the board. He is a fellow, member and past board president of the American Academy of Pediatric Dentistry, and he is a member of the American Dental Association College of Diplomates, the Houston Academy of Pediatric Dentistry, the Pierre Fauchard Academy, the American College of Dentists and the International College of Dentists.

This course meets the TSBDE-adopted RULE § 108.14 Pediatric and Special Needs Case Management; Protective Stabilization. Effective Sept. 3, 2014, RULE §108.14 requires that a dentist who wishes to use pediatric stabilization obtain an extensive and focused continuing education course of no less than eight hours in advanced behavior management that includes both didactic and clinical education pertaining to protective stabilization.

GENERAL INFORMATION:

Location:

The Denton A. Cooley, MD & Ralph C. Cooley, DDS University Life Center 7440 Cambridge St. Houston, TX 77054

Date:

Friday, Feb. 5, 2016

Time:

8:30 a.m. to 9:00 a.m.
Check-in and Breakfast

9:00 a.m. to 4:00 p.m.
Presentation

Credit Hours:

6 Lecture

AGD Code:

076 Traumatic Injuries & Emergencies
438 Trauma in Primary/Young Teeth

Course #: 2016040

Paid Early-Bird

Registration:

\$285- Dentist & one allied dental staff member until Jan. 8, 2016

(Staff information must be provided at time of registration.)

\$145- Additional staff member until Jan. 8, 2016

Paid Registration:

\$320- Dentist & one allied dental staff member after Jan. 8, 2016

(Staff information must be provided at time of registration.)

\$167- Additional staff member after Jan. 8, 2016

Continental Breakfast & Lunch Provided

Basic Principles for Approaching Trauma in the Primary and Permanent Dentitions

Presented by: Rebeca Weisleder, DDS, MEd & Gisela M. Velasquez, DDS, MS

Course Description:

Dental trauma is a significant public health problem, from preschoolers to adolescents. Diagnosis and treatment are the most important factors for improving the outcome in every case. Suggested guidelines and established protocols help patients keep their teeth longer after trauma. These procedures will help preserve the bone structures that guide proper facial growth in children and adolescents. This course will describe the prevalence, diagnosis and treatment options for dental trauma in this population.



Quick-and-Easy Registration 713-486-4028 | go.uth.edu/CDE

Course Objectives:

Upon completion of the course, you will be able to:

- Define the skills necessary to diagnose, manage and properly refer (when needed) patients who have suffered dental trauma
- Identify the different types of trauma in primary and permanent teeth
- Describe the treatment options available for traumatic injuries in primary and permanent teeth
- Recognize the need for further treatment and learn how to refer to the specialist.

About the Presenters:



Rebeca Weisleder, DDS, MEd, is a Clinical Associate Professor in the Department of Endodontics at the University of Missouri-Kansas City School of Dentistry. She earned a DDS from the Universidad Autonoma de

Mexico in Mexico City and completed a preceptorship in endodontics at The University of Texas Health Science Center at San Antonio. She received a certificate in endodontics from the University of North Carolina, Chapel Hill. Dr. Weisleder has been involved in academia since 1990 and has done numerous presentations, both nationally and internationally. She is a member of the American Association of Endodontics and the American Dental Education Association. Her research on endodontic diagnosis and treatment of young permanent teeth has been published in leading dental journals.



Gisela M. Velasquez, DDS, MS, is an Associate Professor in the Department of Pediatric Dentistry at UTHealth School of Dentistry at Houston. She completed her pediatric dental training, as well as her master's degree,

at Tufts University School of Dental Medicine. She earned pediatric dentistry certificates from the Universidad de Chile and her DDS from Universidad Autonoma de Honduras. Aside from teaching the specialty to dental students and residents, Dr. Velasquez participates in UT Dentists' faculty practice, seeing pediatric patients at the dental school's Houston Medical Center pediatric clinic. She is a member of the AAPD, IADT and HAPD. As a member of UTHealth's Cleft and Craniofacial Team, she is involved with presurgical molding of infants with cleft lip and palate. Her main interest is the prevention of dental trauma in children.

FEBRUARY 5 & 6

FRIDAY - SATURDAY

GENERAL INFORMATION:

Location:

The University of Texas
School of Dentistry
Garza Classroom
(Room 4340)
7500 Cambridge St.
Houston, TX 77054

Date:

Friday - Saturday,
Feb. 5 & 6, 2016

Time:

8:00 a.m. to 8:30 a.m.
Check-in and Breakfast

8:30 a.m. to 4:30 p.m.
Presentation

Credit Hours:

7 Lecture
7 Participation

AGD Code:

135 Laser Therapy/
Electrosurgery
497 Lasers in Periodontics

Course #: 2016045

Paid Early-Bird

Registration:

\$745 - Dentists, dental
hygienists or laser safety
officers until Jan. 8, 2016

Paid Registration:

\$775 - Dentists, dental
hygienists or laser safety
officers after Jan. 8, 2016

ALD Standard Proficiency

Exam Fee: \$95

Continental Breakfast
& Lunch Provided

Integrating Lasers into Your Everyday Clinical Practice: A Standard Proficiency Certification Course for Dentists, Dental Hygienists, and Laser Safety Officers

Presented by: Juliana A. Barros, DDS, MS
Charles Hoopingarner, DDS
Angie Mott, RDH
& Shalizeh A. Patel, DDS

Course Description:

The program is designed to enhance the practitioner's knowledge and understanding of the science, function and roles that lasers can offer your patients. You will gain an understanding of the science, physics and tissue interaction as they relate to clinical procedures you will be able to perform. Emphasis will be on showing how variations in lasers' physical properties — such as wavelength, power and temporal modes — can be used to alter the desired outcomes. We will discuss reimbursement considerations and proper third-party (insurance) submittal procedures. We will practice procedures on porcine tissue to learn the various procedures that can be routinely performed by the dental clinician. Procedures such as frenectomy, biopsy, gingivectomy/gingivoplasty, osseous surgery, tooth preparation and other periodontal procedures will be included for dentists, while hygienists will learn debridement and sulcular decontamination procedures.

The Texas State Board of Dental Examiners established educational requirements both for hygienists to be able to use lasers to do procedures that are within their scope of practice and for the dentists who supervise them. The completion of both days and passing the Standard Proficiency Examination will fulfill the 12-hour requirement for the hygienist. Attendance of the first day will give the dentist not only the knowledge necessary to supervise, but will enable the dentist to perform many dental procedures that can be done efficiently and effectively using dental lasers.

Quick-and-Easy Registration 713-486-4028 | go.uth.edu/CDE

Course Objectives:

Upon completion of the course, you will be able to:

- Recognize the patient benefits and many applications of dental lasers
- Discuss the basics of laser physics, safety and infection-control considerations
- Discuss how controlling the parameters of a laser allows treatment to be specific for a given procedure, and how the same laser can be used for both dental and hygiene procedures
- Apply periodontal procedures that enhance patient care, knowing which procedures are within the scope of practice of the dentist and hygienist
- Describe the guidelines for documentation of laser treatment
- Integrate lasers into the dental practice and apply the guidelines for dental insurance submission for laser therapy.

About the Presenters:

Juliana A. Barros, DDS, MS, earned her DDS degree from the University of Uberaba, Brazil in 1995. She has postgraduate training in restorative dentistry from the University of Michigan School of Dentistry. In addition, she earned a master's degree in laser dentistry from the Nuclear and Energy Research Institute and University of São Paulo, Brazil. Dr. Barros lectures and conducts research in the fields of restorative dentistry, biomaterials, and hard/soft tissue laser applications.

Charles Hoopingarner, DDS, is a 1973 graduate of The University of Texas School of Dentistry at Houston and has maintained a private practice in Houston since then. Dr. Hoopingarner has been an Adjunct Associate Professor at UTSD for 12 years and a Clinical Instructor at the Las Vegas Institute since 1997. He holds advanced and standard proficiency certifications, as well as a mastership from the Academy of Laser Dentistry.

Educational Grants:

For their continued support and participation of our sponsored programs, The University of Texas School of Dentistry at Houston gratefully acknowledges:

Angie Mott, RDH, has been a clinical dental hygienist for more than 25 years. She is a member of the Academy of Laser Dentistry (ALD), where she obtained her Advanced Level proficiency and Educator Status. She became an ALD Recognized Course Provider 2007 and a Master with ALD in 2008. Ms. Mott currently serves as co-chair for membership and as student scholarship chair for the ALD Board of Directors, also serving on the Auxiliary, Regulatory, Education and Certification committees.

Shalizeh A. "Shelly" Patel, DDS, is an Associate Professor in the Department of Restorative Dentistry and Prosthodontics. She joined The University of Texas School of Dentistry at Houston faculty in 2008 after seven years in private practice. Dr. Patel teaches preclinical and clinical dentistry to DDS candidates, and she is the course director for Operative I, also teaching Clinical Restorative Dentistry to second-, third- and fourth-year dental students. In addition, she designed both didactic, lab and clinic-based teaching curriculum in laser education at UTSD.



FEBRUARY 12

FRIDAY

Quick-and-Easy Registration 713-486-4028 | go.uth.edu/CDE

GENERAL INFORMATION:

Location:

The University of Texas
School of Dentistry
Garza Classroom
(Room 4340)
7500 Cambridge St.
Houston, TX 77054

Date:

Friday, Feb. 12, 2016

Time:

8:30 a.m. to 9:00 a.m.
Check-in and Breakfast

9:00 a.m. to 4:00 p.m.
Presentation

Credit Hours:

6 Lecture

AGD Code:

732 Treatment Planning
738 Communicating Case
Presentations
555 Dental Jurisprudence/
Ethics

Course #: 2016050

Paid Early-Bird

Registration:

\$195 - Dentist or allied dental
personnel until Jan. 15, 2016

Paid Registration:

\$225 - Dentist or allied dental
personnel after Jan. 15, 2016

Continental Breakfast
& Lunch Provided

Managing Risks in Today's Dental Practice: Legally Analyzing Clinical Dentistry

Presented by: Boyd Shepherd, DDS, JD
and Laura Diamond, JD

Course Description:

In this full-day course for dental practitioners, we will discuss actual investigations and cases of alleged violations of the Texas Dental Practice Act and the Rules and Regulations of the Texas State Board of Dental Examiners, which were prosecuted by the TSBDE. We will analyze the involved diagnosis and treatment planning of the clinical dentistry and review which risk-management protocols and procedures were implemented, if any, and the applicable Texas law. This course will cover the TSBDE acceptable "risk-management" course information to include record-keeping and esthetics. By the end of the course, the participants will have a better understanding of clinical approaches that are acceptable.

Course Objectives:

Upon completion of the course, you will be able to:

- Review clinical dentistry in cases, including record-keeping, which ultimately led to TSBDE investigation
- Value ethical approaches to clinical dentistry in your own practice
- Understand and implement the risk-management procedures and protocols that will prevent patient complaints to the TSBDE
- Discuss the applicable provisions of the Texas Dental Practice Act and the Rules and Regulations of the TSBDE that most often result in patient complaints to the board.

About the Presenters:



Boyd Shepherd, DDS, JD, has practiced law since 1994. Dr. Shepherd is a 1988 graduate of The University of Texas School of Dentistry at Houston and a 1992 graduate of South Texas College of Law. He has developed a general civil practice with a primary emphasis on providing comprehensive legal services and consultation on a wide range of legal matters, including dental malpractice, Texas law, TSBDE issues, and employment law. Dr. Shepherd directs several courses at the School of Dentistry, including Law & Regulations, Ethics, and Practice Management.



Laura Diamond, JD, has practiced law since 2005. Ms. Diamond is a 2004 graduate of Baylor University School of Law. Her administrative law practice is focused on helping individuals and businesses acquire and defend occupational licenses. She has successfully represented clients at the agency level (complaint, investigation, informal settlement conference) as well as before the State Office of Administrative Hearings (SOAH). She has advised dentists, nurses (RN, LVN), psychologists, social workers, counselors (LPC, LCDC, LMFT, LSOTP), day-care facilities, home-health care providers, and individuals seeking licensure by the Board of Law Examiners.

FEBRUARY 19

FRIDAY

GENERAL INFORMATION:

Location:

The University of Texas
School of Dentistry
4th Floor Classroom
(Room 4322)
7500 Cambridge St.
Houston, TX 77054

Date:

Friday, Feb. 19, 2016

Time:

8:30 a.m. to 9:00 a.m.
Check-in and Breakfast

9:00 a.m. to 5:00 p.m.
Presentation

Credit Hours:

4 Lecture
3 Participation

AGD Code:

490 Periodontics

Course #: 2016060

Paid Early-Bird Registration:

\$185 - Dental hygienist
until Jan. 22, 2016

Paid Registration:

\$225 - Dental hygienist
after Jan. 22, 2016

Continental Breakfast & Lunch Provided

*UTSD Outreach Program in Cooperation with the
Ultrasonic Scaling Teaching Institute for Clinicians*

Embrace the Technology and Master the Technique

Presented by: Reneé Graham, RDH, MED
Theresa Johnson, RDH, MBA
& Gail Malone, RDH, BSDH

Course Description:

This full-day course is designed to provide clinicians with scientific evidence and theory supporting the use of ultrasonic instrumentation as a primary instrumentation choice for periodontal debridement procedures. The course will include a review of technology basics for magnetostrictive and piezoelectric technology. In addition, there will be an in-depth discussion by course attendees of their current usage of ultrasonic instrumentation. The afternoon session includes a unique hands-on clinical instruction session on insert/tip selection and instrumentation techniques delivered at The University of Texas School of Dentistry at Houston Simulation Center, where participants will apply concepts in a learner-centered environment under the guidance of the Ultrasonic Scaling Teaching Institute (USTI) and School of Dentistry faculty. Finally, participants will develop an action plan on how to implement this effectively within their clinical practices.

Quick-and-Easy Registration 713-486-4028 | go.uth.edu/CDE

Course Objectives:

Upon completion of the course, you will be able to:

- Discuss key scientific evidence supporting the uses of ultrasonic instrumentation
- Compare and contrast magnetostrictive and piezoelectric ultrasonic devices in terms of technology, insert/tip design and instrumentation techniques
- Identify and assess pretreatment considerations for the use of ultrasonic instrumentation to include patients' medical history, clinical indications and contraindications
- Demonstrate the correct technique for use of the ultrasonic scaler, including insert/tip and power selection, lavage flow, grasp, finger rest, tip adaptation, and stroke
- Implement ultrasonic instrumentation to facilitate thorough periodontal debridement and to enhance clinical outcome.

About the Presenters:

Reneé Graham, RDH, MED, is the Southeast Clinical Educator for DENTSPLY Professional. She earned a dental hygiene degree from Darton College and bachelor's and master's degrees in education from Valdosta State University.

Theresa Johnson, RDH, MBA, is a Clinical Educator for DENTSPLY Professional serving the Southwest Region of the U.S. She received her dental hygiene degree from Shawnee State University in Portsmouth, Ohio and earned a bachelor's degree in technical and applied studies from Ohio University in Athens, Ohio. She received an MBA with a concentration in healthcare administration from Mount Vernon Nazarene University in Mount Vernon, Ohio.

Gail Malone, RDH, BSDH, is Manager of the Clinical Education team for DENTSPLY Professional. She received her dental hygiene degree from Montgomery County Community College in Blue Bell, Penn. and earned a bachelor's degree in dental hygiene from Thomas Jefferson University in Philadelphia, serving as adjunct faculty at the school.

Course Assistants:

UTSD faculty members Harold Henson, RDH, PhD, and Darla McKittrick, RDH, MS, will assist the course presenters.

Educational Grants:

For their continued support and participation of our sponsored programs, The University of Texas School of Dentistry at Houston gratefully acknowledges:



FEBRUARY 26

FRIDAY

GENERAL INFORMATION:

Location:

The Denton A. Cooley, MD
& Ralph C. Cooley, DDS
University Life Center
7440 Cambridge St.
Houston, TX 77054

Date:

Friday, Feb. 26, 2016

Time:

8:00 a.m. to 9:00 a.m.
Check-in/ Breakfast
and Exhibitors

9:00 a.m. to 12:00 p.m.
Presentation

Credit Hours:

3 Lecture

AGD Code:

490 Periodontics

Course #: 2016070

Paid Early-Bird

Registration:

\$110 - Dentist or allied
dental personnel until
Jan. 22, 2016

Paid Registration:

\$145 - Dentist or allied
dental personnel after
Jan. 22, 2016

Continental Breakfast Provided

*The 8th Annual Claude A. Nabers, DDS, MSD
& Blanche Eaton Nabers
Visiting Professorship in Periodontics
Presents:*

The Oral - Systemic Connection in Daily Dental Practice: What Are You Telling Your Patients?

Presented by: Brian L. Mealey, DDS, MS



The Visiting Professorship in Periodontics was created in July 2008 by Claude L. Nabers, DDS, MSD, and his wife, Blanche Eaton Nabers, of San Antonio. Dr. Nabers (UTSD Class of 1946) has directed that the "Nabers Lecture" be made available to students and faculty, as well as private practitioners. This lectureship continues Dr. Nabers' own commitment to continuing education, which has included lectures in 26 states and 14 foreign countries, as well as postdoctoral studies in 15 separate dental schools and regional associations. Dr. Nabers was the 1980 Outstanding Alumnus of UT School of Dentistry at Houston and has been included in six different *Who's Who* publications, relating to America, Medicine and Healthcare, and in the World. The 2016 lecture continues this lasting tribute to Dr. Nabers and his love for his profession.

Quick-and-Easy Registration 713-486-4028 | go.uth.edu/CDE

Course Description:

From the *New England Journal of Medicine* to *Ladies' Home Journal*, the last 20 years have seen an explosion of published information related to the interactions between oral and systemic health. These interactions involve inflammation of periodontal and peri-implant tissues. Our patients are reading and hearing this information, and they want to know how it relates to their own health. When our patients ask questions about these relationships, we need to be able to provide answers based on actual evidence. This lecture will review the links between periodontal/peri-implant inflammation and commonly encountered systemic conditions such as diabetes, cardiovascular diseases, and pregnancy. The purpose of the lecture is to translate knowledge gleaned from medical and dental research into the everyday world of clinical dental and dental hygiene practice.

Course Objectives:

Upon completion of the course, you will:

- Be familiar with the emerging concepts of periodontal and peri-implant diseases as they relate to other inflammatory diseases;
- Comprehend the influences of systemic conditions such as immune compromise and diabetes on periodontal/peri-implant health;
- Know how inflammatory periodontal/peri-implant diseases may impact cardiovascular health, the clinical course of diabetes, and pregnancy outcomes.

About the Presenter:



Brian L. Mealey, DDS, MS, is a Professor and the Graduate Program Director in the Department of Periodontics at The University of Texas Health Science Center at San Antonio. He is a director of the American Board of Periodontology. Dr. Mealey served 21 years in the U.S. Air Force, first as a general dentist, then as a periodontist. He has published two textbooks and approximately 100 articles and abstracts in the scientific literature. Dr. Mealey maintains an active clinical practice in periodontics and implant dentistry.

Educational Grants:

For their continued support and participation in our sponsored programs, The University of Texas School of Dentistry at Houston gratefully acknowledges:



MARCH 11

FRIDAY

GENERAL INFORMATION:

Location:

The University of Texas
School of Dentistry
Garza Classroom
(Room 4340)
7500 Cambridge St.
Houston, TX 77054

Date:

Friday, March 11, 2016

Time:

8:30 a.m. to 9:00 a.m.
Check-in and Breakfast

9:00 a.m. to 12:00 p.m.
Presentation

Credit Hours:

3 Lecture

AGD Code:

070 Endodontics

Course #: 2016090

Paid Early-Bird Registration:

\$110 - Dentist until
Feb. 5, 2016

Paid Registration:

\$145- Dentist after
Feb. 5, 2016

Continental Breakfast Provided

“All You Wanted to Know About Diagnosis and Treatment-Planning in Endodontics, but Were Afraid to Ask”

Presented by: Rebeca Weisleder, DDS, MED

Course Description:

Diagnosis has been defined as the art of identifying a disease from its signs and symptoms. It is the most critical component of the dental treatment. The collection of the medical and dental history, chief complaint, signs and symptoms, as well as clinical examination, objective testing and radiographic interpretation, are paramount for developing an accurate treatment plan that will contribute to the ultimate goal — the resolution of the disease. The dental professional should be able to discern between different entities and arrive at a correct diagnosis, thus providing an appropriate treatment plan.

Quick-and-Easy Registration 713-486-4028 | go.uth.edu/CDE

Course Objectives:

Upon completion of the course, you will:

- Be able to diagnose pulpal and periapical pathoses;
- Be able to create treatment plans according to the diagnosis;
- Understand the challenges of diagnosis and treatment-planning in endodontics;
- Learn when to treat and when to refer certain pulpal and periapical conditions.

About the Presenter:



Rebeca Weisleder, DDS, MED, is a Clinical Associate Professor in the Department of Endodontics at the University of Missouri-Kansas City School of Dentistry. She earned a DDS from the Universidad Autonoma de Mexico in Mexico City and completed a preceptorship in endodontics at The University of Texas Health Science Center at San Antonio. She received a certificate in endodontics from the University of North Carolina, Chapel Hill. Dr. Weisleder has been involved in academia since 1990 and has done numerous presentations, both nationally and internationally. She is a member of the American Association of Endodontics and the American Dental Education Association. Her research on endodontic diagnosis and treatment of young permanent teeth has been published in leading dental journals.

“Great review of testing procedures [and] interesting material - simple and straight to the point!”

- Aimee Truong, DMD, Houston, TX

MARCH 12

SATURDAY

GENERAL INFORMATION:

Location:

The University of Texas
School of Dentistry
Garza Classroom
(Room 4340)
7500 Cambridge St.
Houston, TX 77054

Date:

Saturday, March 12, 2016

Time:

7:00 a.m. to 7:30 a.m.
Check-in and Breakfast

7:30 a.m. to 12:30 p.m.
Presentation

Credit Hours:

3 Lecture
2 Participation

AGD Code:

310 Oral Maxillofacial
Surgery

Course #: 2016095

Paid Early-Bird Registration:

\$175 - Dentist until
Feb. 19, 2016

Paid Registration:

\$210- Dentist after
Feb. 19, 2016

Continental Breakfast
Provided

Learn Basic Bone-Grafting and Implant Techniques in a Single Day

Presented by: Timothy Kosinski, DDS, MAGD

Course Description:

Participants will learn about the importance of maintaining your patient's ridge after socket extraction. The program will discuss simple, yet effective, techniques that will preserve important bone that is vital for preserving smiles and preparing for future implants.

*“Wide information base
[which] he makes useful for
private practice.”*

- Edwin A. Chin, DDS, Houston, TX

Quick-and-Easy Registration 713-486-4028 | go.uth.edu/CDE

Course Objectives:

An overview of bone-grafting and pre-implant techniques through lecture and hands-on models and materials where you will:

- Understand site preservation and why it is important to graft sockets;
- Receive both clinical and scientific information on different bone-grafting materials and methods;
- Recognize the clinical indications and benefits for site-grafting;
- Obtain easy-to-understand, step-by-step instructions on how to implement bone grafting into your practice.

About the Presenter:



Timothy Kosinski, DDS, MAGD, is an Adjunct Clinical Professor at the University of Detroit Mercy School of Dentistry and serves on the editorial review board of *Reality* (the information source for esthetic dentistry) and the *Michigan Dental Association Journal*. He is immediate past-president of the Michigan Academy of General Dentistry. Dr. Kosinski received his DDS from the University of Detroit Mercy Dental School and his master's in biochemistry from Wayne State University School of Medicine. He is a diplomate of the American Board of Oral Implantology/Implant Dentistry, the International Congress of Oral Implantologists and the American Society of Osseointegration, as well as a fellow of the American Academy of Implant Dentistry and a master in the Academy of General Dentistry. Dr. Kosinski has received many honors, including fellowship in the American and International Colleges of Dentists and the Academy of Dentistry International. He is a member of OKU and the Pierre Fauchard Academy. Dr. Kosinski has been the University of Detroit Mercy School of Dentistry Alumni Association's "Alumnus of the Year," and in 2009 received the AGD's "Lifelong Learning and Service Recognition" Award. Dr. Kosinski has published more than 94 articles on the surgical and prosthetic phases of implant dentistry and was a contributor to the textbooks, *Principles and Practices of Implant Dentistry*, and 2010's *Dental Implantation and Technology*. He was featured on Nobelbiocare's Nobelvision and lectures extensively.

Educational Grants:

For their continued support and participation in our sponsored programs, The University of Texas School of Dentistry at Houston gratefully acknowledges:

curasan

GOLDEN
Dental Solutions

MARCH 18 & 19

FRIDAY - SATURDAY

GENERAL INFORMATION:

Location:

The University of Texas
School of Dentistry
Garza Classroom
(Room 4340)
7500 Cambridge St.
Houston, TX 77054

Date:

Friday - Saturday
March 18 & 19, 2016

Time:

7:30 a.m. to 8:00 a.m.
Check-in and Breakfast

8:00 a.m. to 5:00 p.m.
Friday Presentation

8:00 a.m. to 12:00 p.m.
Saturday Presentation

Credit Hours:

8 Lecture
4 Participation

AGD Code:

690 Implants

Course #: 2016100

Paid Early-Bird

Registration:

\$395 - Dentist until
Feb. 19, 2016

Paid Registration:

\$430 - Dentist after
Feb 19, 2016

Continental Breakfast
& Lunch Provided

Implant Dentistry Today: A Journey from Basic to Advanced Concepts and Techniques

Presented by: Pedro M. Trejo, DDS, MS

Course Description:

The course is recommended for both novices and experienced clinicians. The one-and-a-half-day seminar has a hands-on component and will provide an update and review of diagnostic, surgical and restorative concepts and techniques in implant dentistry. The course will take the participant on a journey from the diagnostics and fundamentals involved with straightforward dental implants to advanced treatment-planning of complex cases.

About the Presenter:



Pedro M. Trejo, DDS, MS, is a dual specialist in prosthodontics and periodontics. He earned a certificate in prosthodontics from the University of Maryland at Baltimore and a certificate and master's degree in periodontics from The University of Texas School of Dentistry at Houston. He received his DDS degree from the Autonomous University of Mexico. Dr. Trejo is a diplomate of the American

Board of Periodontology and serves as a Clinical Associate Professor in the Department of Periodontology at UTSD. He has extensive experience in both clinical and instructional implant surgical and restorative dentistry. He has treated numerous cases involving guided-implant surgery, and he has published and lectured on the subject. Since 1995, Dr. Trejo has maintained a private practice limited to periodontics and prosthodontics in Houston.

Quick-and-Easy Registration 713-486-4028 | go.uth.edu/CDE

Course Objectives

The hands-on component of the course, on models, will familiarize the participant with the:

1. Placement of parallel dental implants (free hand)
2. Socket preservation technique
3. Fabrication of an anterior, single-unit, screwed-retained temporary restoration.

The diagnostic topics of the course will include:

1. Cone-beam radiography and Nobel Clinician software to evaluate the patient's anatomy to arrive at desired prosthetic outcomes
2. Periodontal, endodontic and other factors used to determine the maintenance or replacement of a tooth
3. "Fusion" of Dicom data sets: The future is here.

The surgical topics of the course will include:

1. Guided bone-regeneration procedures, i.e., socket preservation, sinus lifts, etc., as prerequisites for successful implant-supported restorations
2. Recognize indications and advantages of computer-guided implant placement
3. Implants in the aesthetic zone
 - a) Understand the effect of principal risk factors involving soft-tissue aesthetics
 - b) Learn when to indicate immediate placement and temporary fabrication in the aesthetic zone. Learn when they are NOT indicated.

The restorative aspect of the course will cover:

1. Biomechanics and restorative complications
2. The pendulum; from cement-retained to screw-retained restorations and the effect of non-customized abutments
3. The implant-supported, fixed hybrid bridge, an elegant prosthetic option for the severely compromised dentition
4. Per-implant maintenance and rationale
5. **And much more!**

Educational Grants:

For their continued support and participation in our sponsored programs, The University of Texas School of Dentistry at Houston gratefully acknowledges:



MARCH 19

SATURDAY

Quick-and-Easy Registration 713-486-4028 | go.uth.edu/CDE

GENERAL INFORMATION:

Location:

The University of Texas
School of Dentistry
Birdwell Classroom
Room 4330
Houston, TX 77054

Date:

Saturday, March 19, 2016

Time:

8:30 a.m. to 9:00 a.m.
Check-in and Breakfast

9:00 a.m. to 12:00 p.m.
Presentation

Credit Hours:

3 Lecture

AGD Code:

770 Self-Improvement
(Non-Scientific/
Non-Technical)

Course #: 2016105

Paid Early-Bird

Registration:

\$110 - Dentist or allied
dental personnel until
Feb. 5, 2016

Paid Registration:

\$145 - Dentist or allied
dental personnel after
Feb. 5, 2016

Continental Breakfast
Provided

Dental Spanish for the Office

Presented by: Victor Rodriguez, DDS, MED

Course Description:

With the Hispanic population in the U.S. booming, you may have noticed an increase in the number of Spanish-speaking patients in your community. This beginner's course is designed to help non-Spanish speaking dental professionals increase their confidence, communication and comfort levels when conversing with Spanish-speaking patients. Doctors and staff members alike will benefit from learning dental Spanish for the office. You will learn common dental Spanish terminology and pronunciation, including common greetings as well as terms used in examinations, treatments and when making dental appointments. Don't turn away potential production in your office by not treating Spanish-speaking patients. By the end of the course, you will be more confident when conversing with them.



Course Objectives:

Upon completion of the course, you will:

- Understand the importance of learning dental Spanish
- Be able to discuss common myths about learning Spanish
- Understand basic Spanish grammar tips
- Identify common dental Spanish greeting terms
- Identify common dental Spanish examination terms
- Describe common dental Spanish treatment terms
- Recognize common dental Spanish phrases.

About the Presenter:



Victor Rodriguez, DDS, MED, graduated with a bachelor of arts degree in biology from The University of Texas at Austin and earned a doctor of dental surgery degree from The University of Texas School of Dentistry Houston, as well as a master's degree in education from the University of Houston. He is a general dentist in private practice in the Clear Lake area near Houston, and he also serves as a clinical Assistant Professor at the School of Dentistry. Dr. Rodriguez has a special interest in teaching *Dental Spanish* to dental professionals to increase their communication and comfort levels with Spanish-speaking patients.

IT'S ALL ABOUT THAT TEAM!



VISIT OUR BOOTH

STAR OF THE SOUTH

JANUARY 21-23, 2016

GEORGE R. BROWN CONVENTION CENTER • HOUSTON, TEXAS

BOOTH # 140

UTSD Events *during* 2016 SOTS Meeting:

- **CDE Course - Nitrous Oxide Monitoring
Conscious Sedation Review Course**
Thursday, January 21, 2016 - Course Code: T25
- **UTSD Alumni Assn. Reception Luncheon**
Friday, January 22, 2016 - Visit utsdalumni.com for more info!

Marking a New Era in Dentistry & Continuing Dental Education

5th Annual Generations Dental Conference & UTSD Alumni Round-Up

2016 Jack R. Winston Visiting Professorship in Cosmetic & Restorative Dentistry

September 16, 2016

The Generations Dental Conference represents the beginning of a new era in UTHealth School of Dentistry continuing dental education.

Catch the Composite Wave: *and Surf Its Potential!*



Bud Mopper, DDS, MS

- Use materials available today to their best advantage. These include microfill, nanofill and microhybrid materials. Find out where each fits into the layering technique
- Make Class III, IV and V restorations totally “invisible”
- Close diastemas
- Make a direct-laminate veneer look like the real thing, not just a plastic overlay
- Create esthetic restorative orthodontic corrections
- Use opaquers and mask unwanted color to create invisible restorations
- Use tints to enhance color and translucency
- Contour, characterize and finish final restorations to make them believable
- Properly polish restorations to acquire a long-lasting, easily maintainable enamel-like luster
- Create the most lifelike, esthetic and truly believable restorations possible.

Save the Date!

This program has been planned and implemented in accordance with the standards of the ADA Continuing Education Recognition Program (ADA CERP) through joint efforts of The University of Texas School of Dentistry at Houston and the UTSD Alumni Association.

REGISTRATION INFORMATION

REGISTRATION & CANCELLATION POLICY

Full tuition must accompany application form to ensure participant's registration for a course. Tuition is completely refundable if a course is cancelled by the Office of Continuing Dental Education or if the registrant cancels more than 21 working days prior to the course date. Registrants who cancel 10-20 working days prior to the course may apply the entire fee toward another course or receive a refund of 50%. **No refunds will be given for cancellations made less than 10 working days prior to the course date, but tuition may be applied toward a future course.** A \$75 administrative fee will be charged for cancellations made 10 working days prior to the course date. A set deadline is required for certain courses; no registrations or cancellations are accepted after a course's set deadline. Please see the specific individual course for the set deadlines. **"No-shows"** for a course will forfeit the full registration tuition. The Office of Continuing Dental Education must receive all cancellations in writing prior to the course date for the appropriate refund and/or credit to be issued. The Office of Continuing Dental Education cannot be held responsible for a non-refundable airline ticket in the event of course cancellation.

Preregistration: Preregistration for all courses is necessary. It is beneficial for participants to preregister for a course, as the course packet will be available for them at check-in. Please call the Office of Continuing Dental Education at 713-486-4028 to preregister for a course. You may also register online or mail the registration fee, made payable to *UTSD- Continuing Dental Education*.

Mail payment to: **UTHealth School of Dentistry
Office of Continuing Dental Education
7500 Cambridge St., Suite 6130
Houston, Texas 77054**

Upon registering in any continuing dental education activity, the participant agrees that The University of Texas School of Dentistry at Houston and its affiliates, and all personnel associated with the program, are not responsible or liable for any injuries or other damages sustained by the attendee in connection with the scheduled activity, and the participant hereby releases each of them from any claims against them arising directly or indirectly from any such injury or damage. The registered participant grants permission to the Office of Continuing Dental Education (and its designees and agents) to utilize the participants' image, likeness, actions and/or statements in any live or recorded audio, video, or photographic display or other transmission, exhibition, publication, or reproduction made of, about, or at, the activity without further authorization or compensation. Participants may not use video- or audio-recording devices during the course or scheduled event. Registering for any continuing dental education activity constitutes acceptance of these terms.

PAYMENT BY CHECK: To hold your space in any one of the continuing dental education programs, please provide credit card information when preregistering. If payment by check is desired, the credit card will not be charged, but will be "on hold" until the check is received by the Office of Continuing Dental Education.

PAYMENT BY CREDIT CARD: MasterCard, VISA, or Discover only. American Express payments are accepted when registering online.

ON-SITE CHECK-IN: Please check details of each course for designated time and location of course check-in. Participants can pick up packets 30 minutes prior to the beginning of the course. Same-day walk-in enrollments will be accommodated on space-available basis.

EARLY-BIRD REGISTRATION: To qualify for the "early-bird" registration fee, payment must be received prior to the early-bird registration deadline.

Continuing Dental Education Online Registration Instructions

Our office has a new registration system. Please visit the link below to create an account and register for a course. Participants will be able to access their credit letters online the Monday following the course attended:

go.uth.edu/CDE

1. Click on Course Schedule Tab
2. Select the CDE course you would like to attend by clicking on the title
3. Click "Register Now" (located at right, mid-page)
4. Choose "Click Here to Create a New Account"
5. Enter all required information and select "Submit Registration"
6. Review your cart contents and click checkout.

If you have questions or need assistance, please contact our office at 713-486-4028 or utsdcontinuinged@uth.tmc.edu.

CONFIRMATION: You will receive an email confirmation and payment statement after you have registered for a course.

CREDIT: The University of Texas School of Dentistry at Houston Office of Continuing Dental Education is designated as a recognized provider by the Commission for Continuing Education Recognition Program (CCERP) conducted under the auspices of the American Dental Association. The formal continuing dental education courses are accepted for fellowship/ mastership and membership maintenance credit by the Academy of General Dentistry.

Individuals should consult with their state board regarding recognition of courses acceptable for re-licensure.

ADA CERP is a service of the American Dental Association to assist dental professionals in identifying quality providers of continuing dental education. ADA CERP does not approve or endorse individual courses or instructors, nor does it imply acceptance of credit hours by boards of dentistry. Concerns or complaints about a CDE provider may be directed to the provider or to ADA CERP at www.ada.org/cerp.

ADA CERP® | Continuing Education
Recognition Program

ACDE Association for Continuing
Dental Education

The formal continuing dental education programs of this sponsor are accepted by the AGD Pace Program for Fellowship/Mastership credit. The current term of acceptance extends from 11/01/2015 to 12/13/2019. The University of Texas School of Dentistry at Houston is a member of the Association for Continuing Dental Education.



School of Dentistry

Office of Continuing Dental Education
7500 Cambridge Street
Suite 6130
Houston, TX 77054

PRESORTED
FIRST-CLASS
MAIL
U.S. POSTAGE
PAID
HOUSTON, TX
PERMIT NO. 209